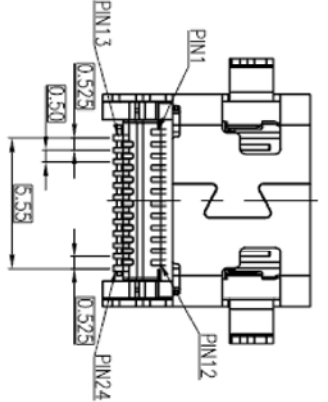
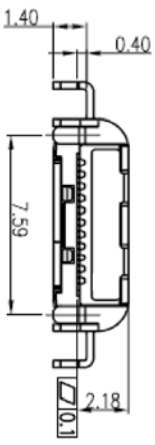
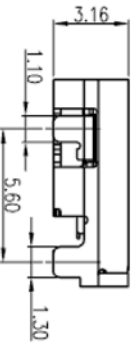
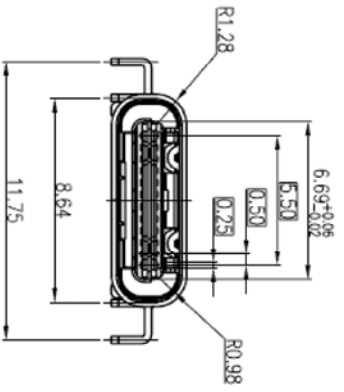
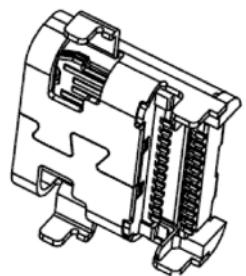
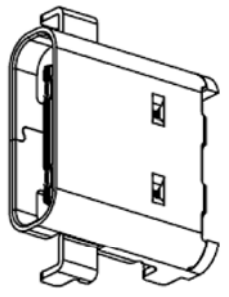
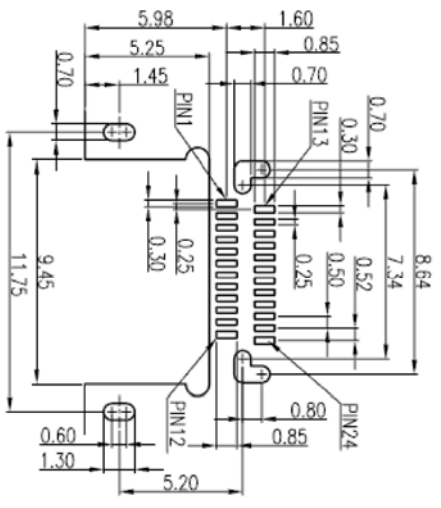
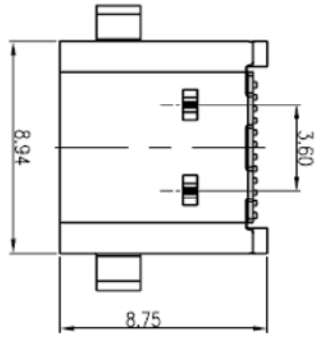


ROHS COMPLIANT



ITEM	PART NAME	QTY	Material
1	MOLDING A	1	LCP 30%GF, BLACK
2	MOLDING AB	1	LCP 30%GF, BLACK
3	CONTACT-LONG	12	GOLD 300µm, NICKEL 800µm
4	CONTACT-SHORT	12	GOLD 300µm, NICKEL 800µm
5	MD-PLATE	1	STAINLESS STEEL, NICKEL 500µm
6	TOP EMI PAD	1	STAINLESS STEEL, NICKEL 500µm
7	BOTTOM EMI PAD	1	STAINLESS STEEL, NICKEL 500µm
8	SHELL	1	STAINLESS STEEL, NICKEL 500µm
9	MOLDING-B	1	LCP 30%GF, BLACK

CONFIDENTIAL

© Copyright 2019 Regal Electronics, Inc. This drawing is the property of Regal Electronics and contains confidential information, trade secret information and/or know-how which is the property of Regal Electronics. By accepting this drawing, the recipient agrees not to provide, or otherwise make available, the drawing or any information or know-how embodied therein, to any third party without prior written authorization.

REV	ECO NO.	DATE	BY	App'D
A	REL TO PRODUCTION PER ECO 001	3/19/19	KL	

- NOTES:
- MECHANICAL:
 - INSERTION: 5~20N.
 - EXTRACTION: 6~20N.
 - DURABILITY: 10000 CYCLES
 - ELECTRICAL:
 - CURRENT: 5A MAX FOR VBUS; 0.25A MIN FOR OTHER.
 - VOLTAGE: 5V AC
 - WITHSTANDING VOLTAGE: 100V AC.
 - CONTACT RESISTANCE: 40 mΩ MAX.
 - INSULATION RESISTANCE: 100MΩ MIN.
 - ENVIRONMENTAL
 - TEMPERATURE RANGE -55°C ~ +85°C

Tolerance	
.x	±0.35
.xx	±0.25
ang.	±3°

UNIT: mm



TITLE: USB3.1C TYPE FEMALE SMT RECEPTACLE

DRAWN: KIM	DATE: 3/19/19	SIZE: B	DRAWING NO: R90SMT-C-3.1	REV: A
CHECKED:	DATE:	APPROVED:	DATE:	SCALE: NONE
ENGINEER:	DATE:	APPROVED:	DATE:	SHEET 1 of 1